			
		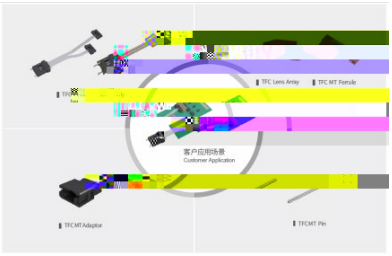	
			

FAU TCGAN/BOX

PLC

“ ” “

”

“ ”

HR

‘ ¥

¥ ‘

¥ ‘

¥

¥

，　　夫

夫　　，

夫　　，

夫　　，

夫　　，

夫　　，

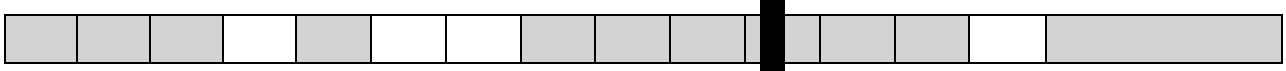

344 212
210 119 117 30 32 102
2018 9 11
2018 9 12 2018
2018-048 2018-049

2018 9 26 2018 2018 9
26 2018
2018-051

2018 10 8 2018
32 30 2018 10 8
2018 2018-054

2018 11 6 2018 24
99 2018 11 8 2018 11 6 2018
2018-057

2019 6 18
7 1 7 14
1 4 2018
2018 2018
2018
19.60 2019 6 20
2019-027 2019-028 2018
2019-029

2019 6 28 2018 14
2019-033

2019 9 6
2019 9 9 16 30
39.75 / 2019 9 10
2019-051

2019 10 15 2018 4
2019-053

2019 10 22 2018 2019
10 22 2019-054

2020 4 24 2018
2018
70.7 3 28.5
2020 4 28 2018
2020-032 2018
2020-033

2020 5 22 2018 70.7
3 2020 5 22
2020-042

2020 7 29 2018 28.5
2020 7 29 2020-061

2020 6 12
2018
2018
1 4.9 9.98 /
48.902 2019 2018
19.60 19.20 39.75
39.35 2020 6 13 2020-050
2018 2020-052

2020 9 30 2018 4.9
2020 9 30 2020-082

2020 10 22 2018
2018
2018 2.8 3
2.1 2020 10 23 2018
2020-086 d’

201.9

‘ ¥

‘ ¥

‘ ¥

6

‘ ¥

‘ ¥

¥ ‘

Õ"O µ Ñ © õ NÍ Ñ

‘ ¥

‘ ¥

‘ ¥

4 2020 198.6673 2020 26,088,327 21,056,250
5,032,077 2021 26,088,327 25% 19,566,245
2020 1,490,005

5 2021 4 21 2021 5 14 2020
2020 216,950,663
10 8 173,560,530 2021 6 24
2021 6 25 2020 2021-050

¥

07 Tc -0.007 Tw (d (5)Tj /C2_0 1Td <01C3079C0A2804BE>Tj /TT1 1 Tf 0.007 Tc -0.007 Tw [(202)13.6 (0)]TJ /C2_0 Td <01C3079C

216,992,663 216,950,663

[2021]210Z0005

3 2021 6 25

216,950,663 390,511,193

‘ ¥

‘ ¥

¥ ‘

198,567,910 390,511,193 0.3596

43.64% 0.3577 43.72% 2021 6 30

5.5053 2020 20.29%

‘ ¥

¥ ‘

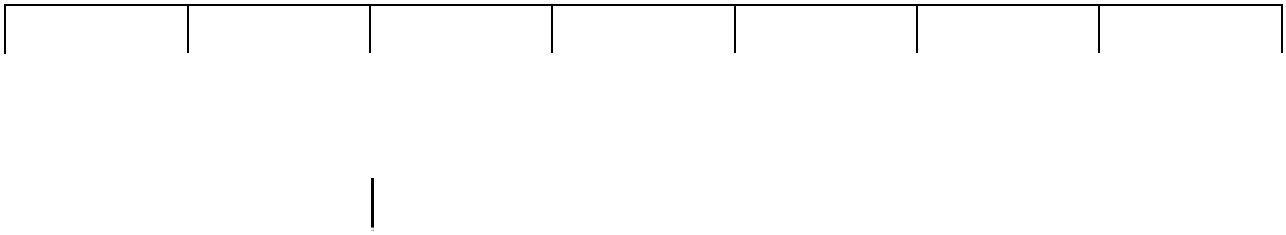

6Ñ$u–*Ž

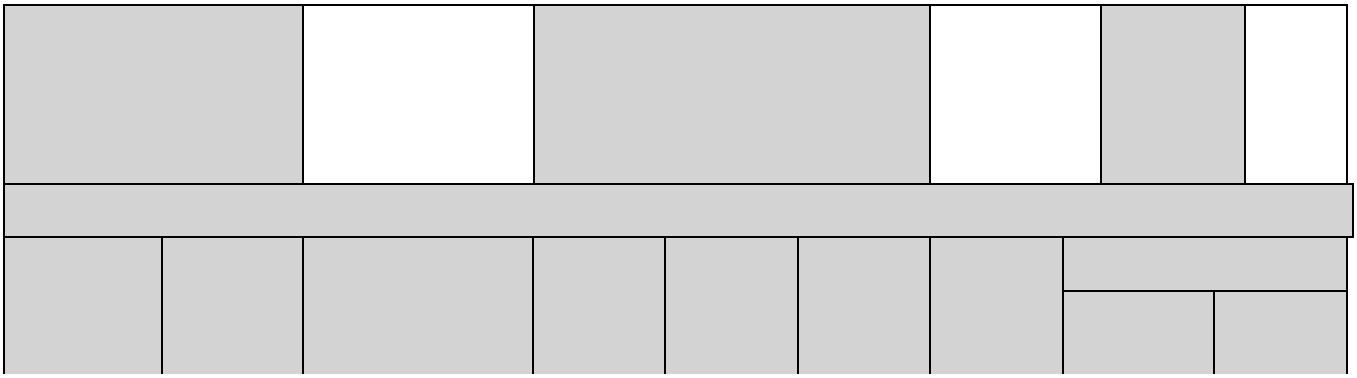

‘ ¥

‘ ¥





H.

Ô Ô Ô

40

< < Ă

‘ ¥

	в		

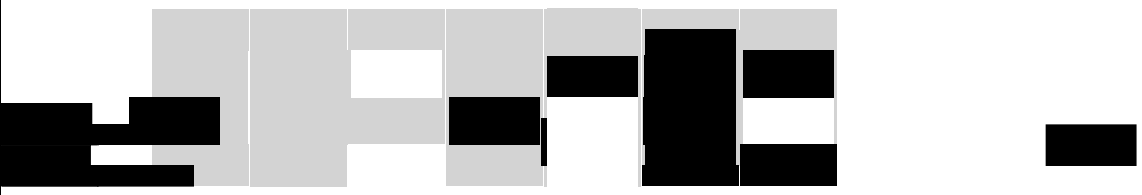

‘ ¥

‘ ¥

‘ ¥

			[redacted]

‘ ¥

	®

‘ ¥

‘ ¥

f Ḱ ∞ Ḟ كج سر

‘ ¥